

# ÉTOILE-LED OR CRYSTAL-LED WITH WIRES

IP44



100-250V~/5 or 12V= Maxi 20-100W/power supply

Dimming (option) : 100kΩ, 0-10V, PWM 10V


0-45°C

CE, CB, UL, cUL

**For intensive usage (furniture, yacht) we recommend using LEDs with wires instead of pinning them in composite conductive plates (that are described in other technical sheets).**

Our LEDs with wires are perfectly adapted to these projects.

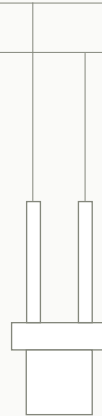
The technical sheet "Ceiling or Wall, Etoile, Crystal, Nature Harmonieuse" presents the characteristics of LEDs, Crystals, and power supply.



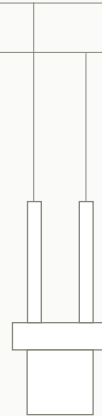
Wall switch  
or dimmer switch  
(option)



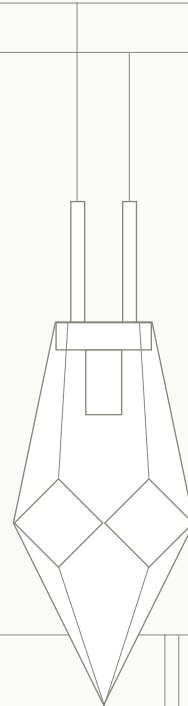
Power  
supply



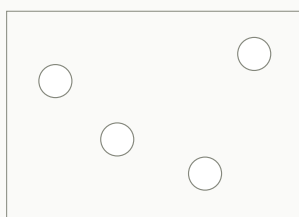
Etoile-LED



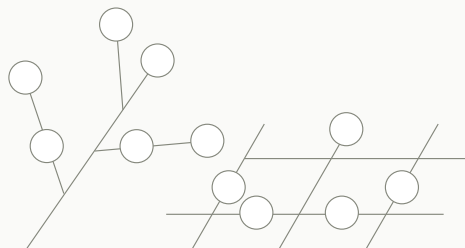
Crystal-LED



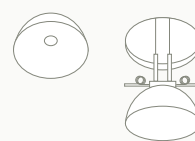
## Examples



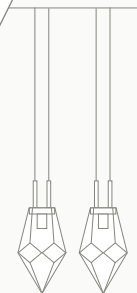
Wall of a yacht



LEDs mounted on metal tubes



LEDs mounted on springs



Suspended crystals